

45 200m Individual Medley Women Final

Official

☰ Qualified
☰ Heats
☰ Summary
📄

1 heat Final 13 years

Started at: 04:59 PM (- 1 min)

Official

Lane	Competitor	Age	Club	RT	PTS	Rank	Result
0	Maddie Ericson	13	Whar...	0.70		9	2:42.52 Entry: 2:43.19 -0.67
	50m: 33.17		100m: 1:16.80 (43.63)				150m: 2:03.93 (47.13)
	200m: 2:42.52 (38.59)						
1	Sophia Ng	13	Mt E...	0.64		7	2:39.96 Entry: 2:41.28 -1.32
	50m: 32.66		100m: 1:13.78 (41.12)				150m: 2:02.30 (48.52)
	200m: 2:39.96 (37.66)						
2	Teja van der Westhuizen	13	Nort...	0.56		6	2:37.27 Entry: 2:40.51 -3.24
	50m: 32.56		100m: 1:11.57 (39.01)				150m: 2:00.34 (48.77)
	200m: 2:37.27 (36.93)						
3	Loumen Guagenti (V)	13	Dum...	0.55		3	2:35.28 Entry: 2:39.39 -4.11
	50m: 32.79		100m: 1:14.44 (41.65)				150m: 1:59.14 (44.70)
	200m: 2:35.28 (36.14)						
4	Hope Wang	13	Phoe...	0.73		1	2:25.81 Entry: 2:29.99 -4.18
	50m: 31.62		100m: 1:09.34 (37.72)				150m: 1:50.97 (41.63)
	200m: 2:25.81 (34.84)						
5	Hana Carnie	13	Wan...	0.67		2	2:31.86 Entry: 2:32.12 -0.26
	50m: 32.44		100m: 1:07.73 (35.29)				150m: 1:55.37 (47.64)
	200m: 2:31.86 (36.49)						
6	Tehani Marquet (V)	13	Dum...	0.79		5	2:35.96 Entry: 2:40.39 -4.43
	50m: 32.91		100m: 1:12.73 (39.82)				150m: 1:59.22 (46.49)
	200m: 2:35.96 (36.74)						
7	Soyo Yamagami	13	Club ...	0.57		4	2:35.35 Entry: 2:41.16 -5.81
	50m: 33.47		100m: 1:14.01 (40.54)				150m: 1:59.39 (45.38)
	200m: 2:35.35 (35.96)						
8	Georgia Duske	13	Evol...	0.53		8	2:40.09 Entry: 2:42.99 -2.90
	50m: 32.74		100m: 1:13.07 (40.33)				150m: 2:03.93 (50.86)
	200m: 2:40.09 (36.16)						
9	Camille Zhou	13	Porir...	0.64		10	2:45.61 Entry: 2:43.55 +2.06
	50m: 32.34		100m: 1:13.54 (41.20)				150m: 2:06.46 (52.92)
	200m: 2:45.61 (39.15)						

2 heat Final 14 years















Started at: 05:03 PM (- 1 min)

Official









Lane	Competitor	Age	Club	RT	PTS	Rank	Result
------	------------	-----	------	----	-----	------	--------

0	Clare Geursen	14	Tawa... 0.70	9	2:37.27 Entry: 2:37.38 -0.11
	50m: 34.69 200m: 2:37.27 (37.14)		100m: 1:15.00 (40.31) 150m: 2:00.13 (45.13)		
1	Jasmin Reader	14	Nort... 0.60	8	2:36.02 Entry: 2:36.44 -0.42
	50m: 34.35 200m: 2:36.02 (38.02)		100m: 1:14.72 (40.37) 150m: 1:58.00 (43.28)		
2	Channelle Huang	14	Nort... 0.66	5	2:30.58 Entry: 2:34.28 -3.70
	50m: 33.49 200m: 2:30.58 (35.37)		100m: 1:13.36 (39.87) 150m: 1:55.21 (41.85)		
3	Olivia Vivian	14	Whar... 0.78	6	2:31.60 Entry: 2:33.43 -1.83
	50m: 32.99 200m: 2:31.60 (35.57)		100m: 1:13.96 (40.97) 150m: 1:56.03 (42.07)		
4	Amber Lin	14	Nort... 0.64	2	2:28.99 Entry: 2:31.92 -2.93
	50m: 31.27 200m: 2:28.99 (35.38)		100m: 1:09.40 (38.13) 150m: 1:53.61 (44.21)		
5	Jade Lyles	14	Phoe... 0.55	1	2:27.12 Entry: 2:32.96 -5.84
	50m: 31.09 200m: 2:27.12 (34.64)		100m: 1:07.22 (36.13) 150m: 1:52.48 (45.26)		
6	Mackenzie Tobin	14	Parn... 0.73	4	2:30.47 Entry: 2:33.69 -3.22
	50m: 31.44 200m: 2:30.47 (34.84)		100m: 1:08.63 (37.19) 150m: 1:55.63 (47.00)		
7	Lani Kim	14	Nort... 0.51	3	2:30.34 Entry: 2:35.79 -5.45
	50m: 32.13 200m: 2:30.34 (35.07)		100m: 1:11.20 (39.07) 150m: 1:55.27 (44.07)		
8	Mackenzie Jury	14	Liz v... 0.69	7	2:33.60 Entry: 2:36.46 -2.86
	50m: 32.07 200m: 2:33.60 (36.26)		100m: 1:12.37 (40.30) 150m: 1:57.34 (44.97)		
9	Sophie Wellington	14	Kiwi ... 0.65	10	2:37.50 Entry: 2:37.39 +0.11
	50m: 32.21 200m: 2:37.50 (37.20)		100m: 1:11.13 (38.92) 150m: 2:00.30 (49.17)		

3 heat		Final 15 years				Official	
Started at: 05:08 PM (- 2 min)							
Lane	Competitor	Age	Club	RT	PTS	Rank	Result
0	Lily McGrath	15	Nept... 0.68	5	2:32.88 Entry: 2:37.62 -4.74		
	50m: 32.42 200m: 2:32.88 (35.90)		100m: 1:13.54 (41.12) 150m: 1:56.98 (43.44)				
1	Tessa Scott	15	St P... 0.68	8	2:35.06 Entry: 2:36.66 -1.60		
	50m: 31.73 200m: 2:35.06 (36.22)		100m: 1:11.61 (39.88) 150m: 1:58.84 (47.23)				
2	Bianca Chan	15	Rosk... 0.67	9	2:35.93 Entry: 2:34.76 +1.17		
	50m: 32.02 200m: 2:35.93 (37.20)		100m: 1:12.86 (40.84) 150m: 1:57.86 (45.00)				

200m: 2:35.93 (38.07)							
3	 Kiri Yamagami	15	 Club ...	0.67	3	2:29.27	Entry: 2:33.90 -4.63
	50m: 31.26	100m: 1:09.06 (37.80)	150m: 1:54.33 (45.27)				
	200m: 2:29.27 (34.94)						
4	 Charlotte McLaren	15	 Troja...	0.70	2	2:28.23	Entry: 2:31.35 -3.12
	50m: 31.90	100m: 1:10.65 (38.75)	150m: 1:52.56 (41.91)				
	200m: 2:28.23 (35.67)						
5	 Hannah Sampson	15	 Swi...	0.54	1	2:26.45	Entry: 2:32.23 -5.78
	50m: 30.89	100m: 1:09.05 (38.16)	150m: 1:52.04 (42.99)				
	200m: 2:26.45 (34.41)						
6	 Scarlett Botes	15	 Napi...	0.76	6	2:32.96	Entry: 2:34.60 -1.64
	50m: 30.76	100m: 1:10.17 (39.41)	150m: 1:56.67 (46.50)				
	200m: 2:32.96 (36.29)						
7	 Violet Carter	15	 Ice B...	0.57	4	2:31.61	Entry: 2:36.36 -4.75
	50m: 32.56	100m: 1:10.98 (38.42)	150m: 1:56.60 (45.62)				
	200m: 2:31.61 (35.01)						
8	 Ella Hanley	15	 Tawa...	0.71	7	2:33.16	Entry: 2:37.06 -3.90
	50m: 32.09	100m: 1:11.19 (39.10)	150m: 1:56.46 (45.27)				
	200m: 2:33.16 (36.70)						
9	 Cynthia Li	15	 Phoe...	0.66	10	2:37.90	Entry: 2:39.06 -1.16
	50m: 32.34	100m: 1:13.89 (41.55)	150m: 1:59.20 (45.31)				
	200m: 2:37.90 (38.70)						

4	Final 16 years							Official
heat	Started at: 05:13 PM (- 1 min)							
Lane	Competitor	Age	Club	RT	PTS	Rank	Result	
0	 Indiana Riley	16	 Hamil...	0.69		9	2:34.83 Entry: 2:37.20 -2.37	
	50m: 32.73	100m: 1:11.51 (38.78)	150m: 2:00.87 (49.36)					
	200m: 2:34.83 (33.96)							
1	 Meila Gwiazdzinski	16	 Stratf...	0.70		10	2:34.92 Entry: 2:35.67 -0.75	
	50m: 31.96	100m: 1:11.51 (39.55)	150m: 1:57.43 (45.92)					
	200m: 2:34.92 (37.49)							
2	 Heidi Winter	16	 Alex...	0.71		5	2:31.75 Entry: 2:33.93 -2.18	
	50m: 32.36	100m: 1:11.14 (38.78)	150m: 1:57.33 (46.19)					
	200m: 2:31.75 (34.42)							
3	 Nicola Lovell	16	 Blen...	0.76		3	2:27.83 Entry: 2:31.52 -3.69	
	50m: 31.94	100m: 1:10.37 (38.43)	150m: 1:52.42 (42.05)					
	200m: 2:27.83 (35.41)							
4	 Bridie Quayle	16	 Whar...	0.82		1	2:22.90 Entry: 2:27.06 -4.16	
	50m: 31.35	100m: 1:05.83 (34.48)	150m: 1:48.16 (42.33)					
	200m: 2:22.90 (34.74)							
5	 Ariella Riley	16	 Hamil...	0.60		2	2:23.70 Entry: 2:28.50 -4.80	

	50m: 30.67 200m: 2:23.70 (33.44)	100m: 1:06.73 (36.06)	150m: 1:50.26 (43.53)	
6	 Alyssa Wangford	16	 Parn... 0.65	4 2:28.78 Entry: 2:32.63 -3.85
	50m: 31.63 200m: 2:28.78 (36.15)	100m: 1:12.69 (41.06)	150m: 1:52.63 (39.94)	
7	 Rio Sasamoto	16	 Enter... 0.56	8 2:34.46 Entry: 2:34.78 -0.32
	50m: 32.94 200m: 2:34.46 (35.00)	100m: 1:11.29 (38.35)	150m: 1:59.46 (48.17)	
8	 Clara Delunel (V)	16	 Olym... 0.76	7 2:33.64 Entry: 2:36.32 -2.68
	50m: 32.50 200m: 2:33.64 (34.17)	100m: 1:12.77 (40.27)	150m: 1:59.47 (46.70)	
9	 Paige Franklin	16	 Cent... 0.68	6 2:32.97 Entry: 2:37.99 -5.02
	50m: 32.62 200m: 2:32.97 (34.04)	100m: 1:14.27 (41.65)	150m: 1:58.93 (44.66)	